



STUDD ACCESSORIES LIMITED

A TALE OF ATMANIRBHAR BHARAT

WWW.STUDDACCESSORIES.COM

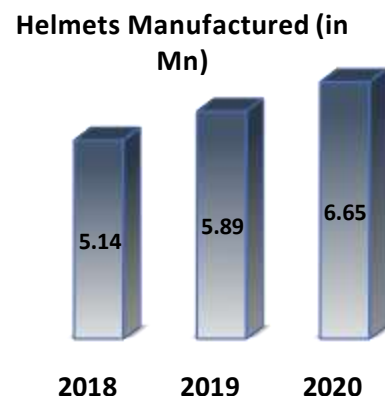
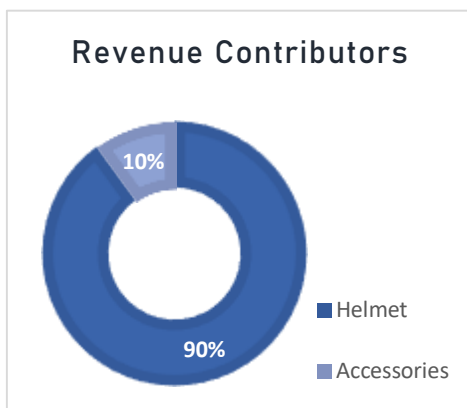
ISIN: IN00Q601028
Status: Unlisted EQ
Face Value ₹5 per share
Market Capitalisation: ₹ 97.9 Bn

Studds Accessories limited, incorporated in the year 1983 is World's largest two-wheeler helmets manufacturer. The company has a strong promoter and promoter group shareholding of 78.04%. Madhu Bhushan Khurana is the Chairman and Managing Director and Sidhartha Bhushan Khurana is the Managing Director of the company. The company has a strong presence in India as well as globally and markets its products in over 40 countries as on date.

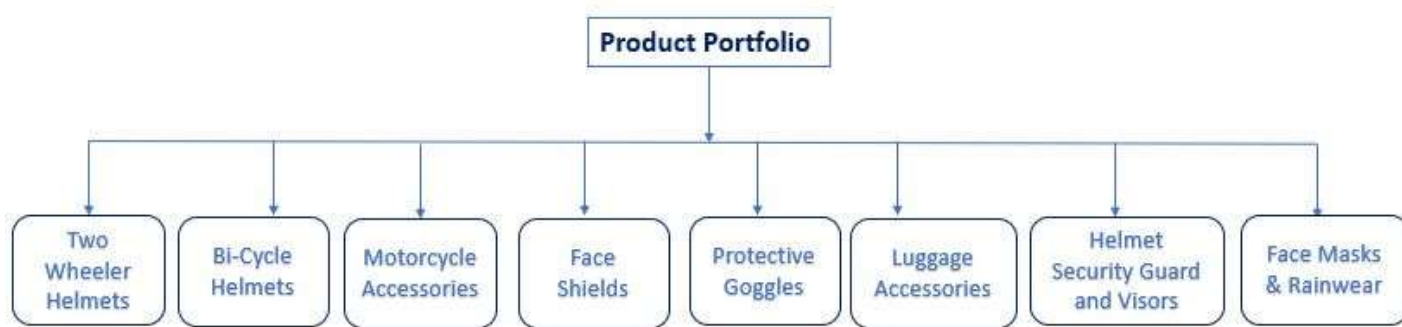
Market Share: The company sells its products under the brand name of Studds and SMK to both mass commuter market and premium segment and currently has 30% market share in India which it is looking to increase to 40% by FY2023. It has 13% market share in Philippines and 5% market share in Europe in just 4 years of launching. In FY2020, the company manufactured 6.65 million Helmets which grew at a CAGR of 13.74% from FY2018. It sold close to 7.2 million helmets, out of which 500,000 were exported and the rest were sold domestically.

The company has partnership with all the leading OEMs like Hero MotoCorp, Honda Motorcycle & Scooter India, Suzuki Motorcycle India, Royal Enfield and others and is further planning to engage with other global players like Harley Davidson to strengthen their foothold. It has also ventured into motorcycle accessories with an aim to be a one stop solution for all two-wheeler riders. The company has also entered into manufacturing and selling bicycle helmets and expects a larger market share as the company has presence in major advanced economies. The company operates 8 Exclusive Brand Outlets (EBO) in India, further plans to open 15 more EBOs in FY2021 and has pan-India as well as global dealership network.

Innovative approach: The company is currently working towards integrating technology with helmets by making them smarter with the help of Camera, Bluetooth and bone conduction technology for military purposes.

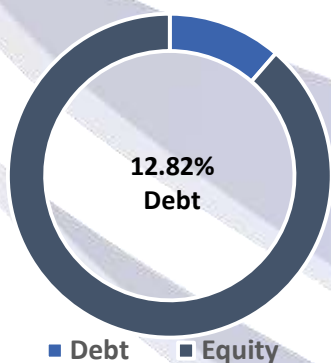


STUDD ACCESSORIES



Financial Dashboard

Capital Structure

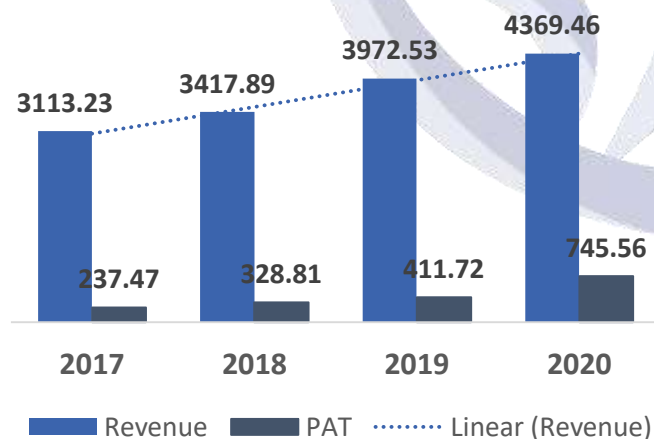


Borrowings Trend



The company is virtually debt free. It currently has a long term borrowing of ₹ 277.26 Mn which has decreased from ₹ 390.67 Mn in FY2019 and zero short term borrowing for FY2020.

Revenue vs PAT (in ₹ Mn)

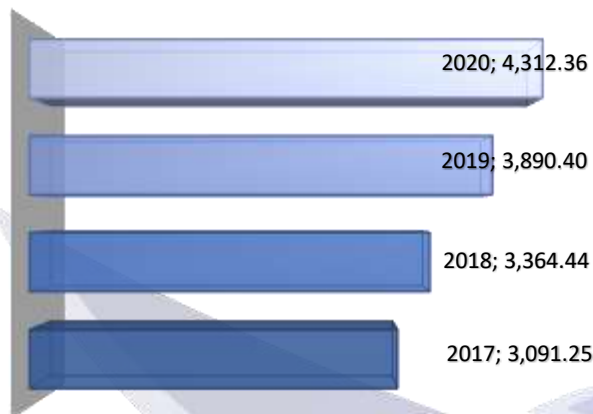


Net Worth (in ₹ Mn)

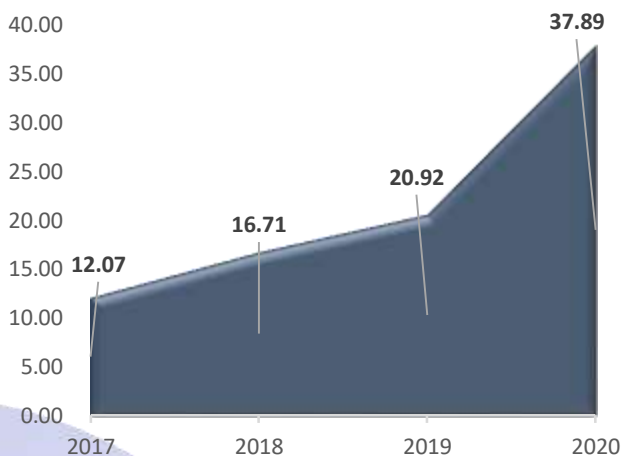




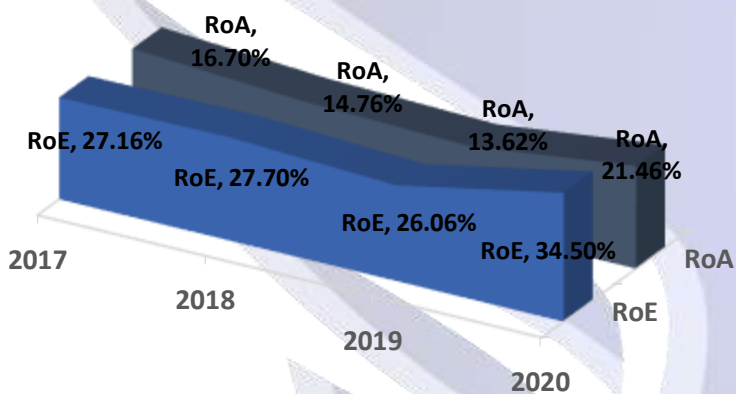
Revenue from Operations(in ₹ Mn)



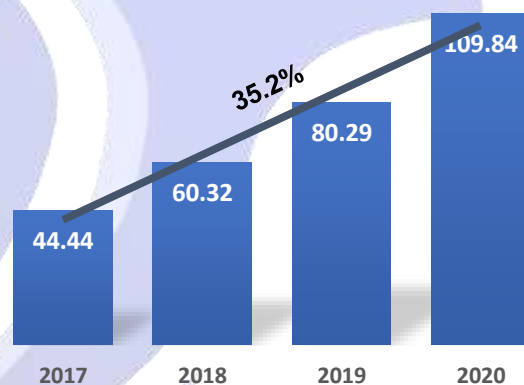
EPS Growth



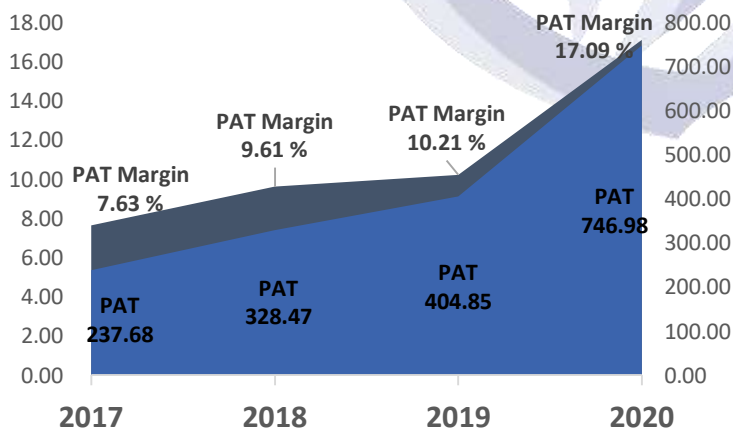
ROA and ROE



Book Value Per Share



PAT vs PAT Margin



Enterprise Value (in ₹ Mn)





- ◆ Studds Accessories is one of the consistent dividend paying companies and has paid an Interim Dividend of 80% in FY2020.
- ◆ The Net Worth has grown from ₹ 874.41 Mn in FY2017 to ₹ 2,161.31 Mn in FY2020 at a CAGR of 35.21%.
- ◆ The Revenue from Operations has grown from ₹ 3,091.25 Mn in FY2017 to ₹ 4,312.36 Mn in FY2020 at a CAGR of 11.74%.
- ◆ The Net Profit has grown from ₹ 237.47 Mn in FY2017 to ₹ 745.56 Mn in FY2020 at a CAGR of 46.42%.
- ◆ The Earnings per Share (EPS) has also grown from ₹ 12.07 in FY2017 to ₹ 37.89 in FY2020 at a CAGR of 46.42% when adjusted for corporate actions taken in FY2019.
- ◆ CRISIL rating agency as on October, 2019 has upgraded its rating and rated its long-term instruments as CRISIL A and short-term instruments as CRISIL A1.
- ◆ The company in FY2019 has undergone a stock split in the ratio of 1:1 as well as a bonus issue of 8:1 for its existing shareholders.

Valuation

The company has been valued basis P/E(x). The shares are currently trading at trailing P/E(x) of 26.

In a recent interview of Siddharth Bhushan Khurana given to Economic Times in August 2020, the company is expected to grow at 25% in FY2021 and is expected to achieve sales of over INR 5 Bn as the demand is expected to rise for two-wheelers considering the impact of COVID-19 on the usage of public transport.

Also, in an interview given to the Indian Express on 8th August 2020, he is expecting the company to grow at 50% in FY2022 considering to the fact that the current India market already has demand of over 80 Million helmets and also expects the demand to grow sharply post COVID-19 pandemic. Hence, given the expectation for growth in sales of the company by FY2022, the company's valuation appears to be justified at the current market price with the FY2022 P/E(x)



A-Actuals, E-Expected. The Y-O-Y change depicts % change expected in FY2022 over FY2021.

(in ₹ Million)				
Metrics	FY2020A	FY2021E	FY2022E	Y-O-Y Change
Net Worth	2,161.31	2,701.64	4,052.46	50.00%
Book Value per share (in ₹ per share)	109.84	137.30	205.95	50.00%
Diluted EPS	37.89	47.36	71.04	50.00%
Trailing P/E	27.18	-	-	-
Forward P/E	-	21.00	14.00	-33.33%

Future Outlook

- Studd Accessories Ltd. is the largest manufacturer of two-wheeler helmets in the world. It has recently commissioned a plant in Haryana involving an investment of INR.1.8Bn, which is the largest of its kind in Asia increasing the total capacity to 14 million bike helmets from current 6.65 million and 1.5 million bicycle helmets per year and is aiming to double exports over the next 2 years.
- Studds Accessories Ltd. is expected to face substantial increase in demand as the Government of India is working on new policy on banning non-ISI certified helmets which currently has a market share of 30% and lifting the 1.2-kg or lower rule on helmet weight limit.
- The Central Government is also working towards making it mandatory for pillion riders to wear helmets in the future which will further accelerate the growth in demand. The Company contributes 15% of the global output in two-wheeler Helmets.
- The company has stopped imports of raw materials from China and is currently sourcing the same locally and from Vietnam.
- Based on the leadership position of Studds Accessories Ltd.in India in terms of market share, financial strength and future outlook, Studds Accessories Ltd. is well-positioned to increase the market share to 40% in the next 3 years in India from its existing market share of 30%. The Company's brand recognition and value which will further increase and strengthen the company's financial position which in turn will result into increasing share holder's return and wealth.



Copyright

This report is prepared, owned, and distributed by Quantmac Capital Solutions Private Limited (QCSPL). The report is meant for the sole and exclusive use of the recipient to whom it is addressed by Quantmac Capital Solutions Private Limited (QCSPL). This report either in full or in part, cannot be redistributed and/or reproduced in any form either electronic or physical, without written consent of the Quantmac Capital Solutions Private Limited (QCSPL).

Risk Disclosure

There is no assurance that any of the companies about which we share information about will go public soon, if ever, nor are there any assurances that the securities of those companies will become publicly traded or unrestricted. Private investments are not appropriate for all investors. This is an illiquid asset class involving wide bid-ask spread and may not be suitable for all investors compared with traditional asset classes. Investors should have the financial ability and willingness to accept such risks (including, among other things, the risk of loss of their entire investment and the lack of liquidity). Investors should consider private investments as a supplement, comprising a modest portion of an overall investment strategy and discretionary asset allocation. Investors are solely responsible for making such investment decisions. Any information provided by Quantmac Capital Solutions Private Limited (QCSPL) should not form the primary basis of the investment decision. This material is based upon information Quantmac Capital Solutions Private Limited (QCSPL) believes is reliable and factual. However, Quantmac Capital Solutions Private Limited (QCSPL) does not represent or warrant that it is accurate, complete, and/or up-to-date. Past performance of Quantmac Capital Solutions Private Limited (QCSPL), its principals, partners, or employees, or any of the securities referred to herein is not indicative of future returns. Here, investor's investment strategy involves investments for which no public market exists. Little public information exists about many of these investments, and the investor will be required to rely on his/her diligence efforts to obtain adequate information to evaluate the potential risks and returns involved in such investments. Therefore, the greater risk that the investor may invest based on incomplete or inaccurate information may adversely affect the investor's investment performance. This could subject investor's to greater risk than investments in established publicly-traded companies or businesses and negatively affect the investor's investment returns. There is no assurance that Quantmac Capital Solutions Private Limited (QCSPL)'s diligence efforts will result in an investment being successful. An investment in unlisted/pre-IPO shares contains risks, including the risk of complete loss. Any performance reflected herein is estimated, is based on incomplete information and is subject to change. Actual results, when available, may differ. Given the nature and number of companies underlying these securities, such investments should be considered a more volatile and riskier. Any trademarks or business names in this report or website are included solely for informational purposes and any such trademarks and business names are owned by their respective trademark owners. Price and value of the investments referred to in this material are indicative only. Past performance is not a guide for future performance.